



ALL NEW

**SUPER VERYCA
FREEZER / VAN**

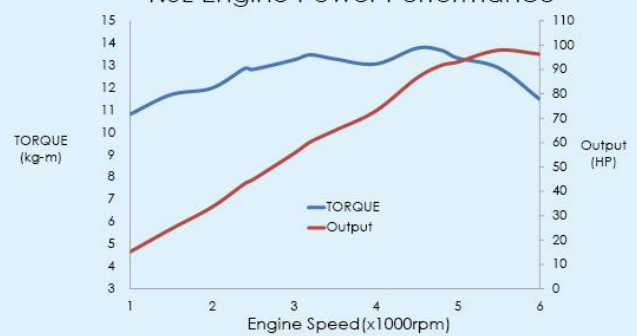
1.5L

PERFORMANCE



MITSUBISHI TECH 1.5L Engine

1.5L Engine Power Performance



- Max. Power: 72 KW / 96.5 HP
- Max. Torque: 135 N-m / 13.7 kg-m



Condenser

Parallel flow type with Light-weight design instead of conventional pipe and Serpentine type. It increases Efficiency by 1.5 times.



Evaporator

Forced circulation type makes air flow more efficient.



Standby Cooling System

Provides another option of power source.



Compressor

The key compressor made in Japan offers better performance and reliability.



Controller

Micro-Digital display features with fault monitoring and auto defrosting.



All-in-one Safety Lock

Safety locks on the side & back doors ensure the goods' security.

Refrigerator Type Specification

FREEZER	Temperature Range	-20°C ~ 30°C	
	Refrigeration Capacity	1300 Kcal/h (-18°C)	
	Drivetrain	Engine Direct Drive	
	Power	DC12V	
	Displacement	129 c.c./rev.	
	Refrigerant	R134a	
		1.0 Kg	
	Thermostat	Micro-Digital Display	
	Defrost	Automatic / Manual	
	Protection Mechanism	Low and High Pressure Switches	
Weight	Evaporator (kg)	10.5	
	Condenser (kg)	11.5	
	Compressor (kg)	6.9	
	Others (kg)	7.0	
Dimension	Evaporator (mm)	318(L) x 626(W) x 260(H)	
	Condenser (mm)	226(L) x 768(W) x 270(H)	
BOX	Dimension	Outside (mm)	2290(L) x 1510(W) x 1425(H)
		Inside (mm)	2095(L) x 1310(W) x 1220(H)

EXTERIOR

Your way, which is the only way,
by SUPER VERYCA



Modern Two-Tone Design



Two-Layer Headlamp With
Daytime Running Lamp



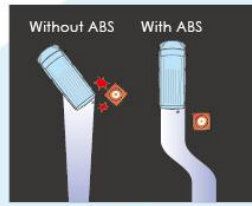
Stylish Front Bumper
With Fog Lamp



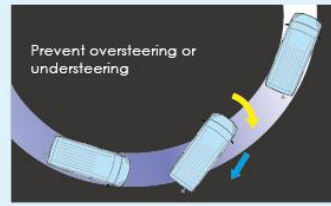
New-Design Garnish

SAFETY

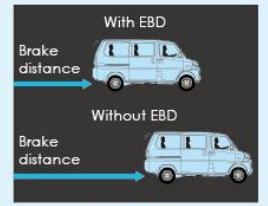
Giving you a safe ride wherever you go



ABS



ASC



EBD



Dual Airbags



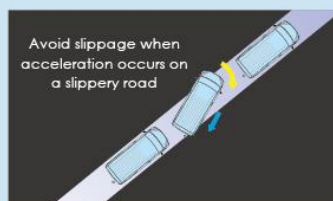
BOS



TPMS



HSA



TCS



ESS

INTERIOR



Power Steering



Dashboard With Multi-function
Info Display



New-Design Knob



USB Port

Making the driving the
best moment on earth



Radio / CD Player / MP3



Glove Box

ALL NEW SUPER VERYCA SPECIFICATION

Specification	VAN					PICK UP			
	1.5L					1.5L			
	2WD / 5MT					2WD / 5MT			
	Panel Van			Semi-Panel Van	Window Van	Iron Deck With Rail	Iron Deck With Rail (Freezer)		
CF21A	CF21K	CD31H*	CF21B	CF21J	CH21R	CD31F*	CH21F		
DIMENSION	Seating Capacity (persons)	2			5	8	2		
	Overall Length (mm)	4155					4190	4160	
	Overall Width (mm)	1570					1580		
	Overall Height (mm)	1950					1910	1880	
	Wheelbase (mm)	2610					2610		
	Deck Length x Width (mm)	-					2306 x 1481		
	Gross Vehicle Weight (kg)	1850					1900		
	Curb Weight (kg)	1198			1304	1355	1087	1039	
	Payload (kg)	652			546	495	813	861	
ENGINE	Engine Type	Mitsubishi 4G15 / Inline 4-cylinder / 16 Valves / MPI							
	Displacement (c.c.)	1,488							
	Max. Power	72 KW (96.5 HP) / 5500 rpm							
	Max. Torque	135 N-m (13.7 kg-m) / 4500 rpm							
	Bore x Stroke (mm)	76 x 82							
	Compression Ratio	10.5:1							
CHASSIS	Fuel	Unleaded Gasoline (≥ RON 92)							
	Front Suspension	Independent Macpherson type & coil spring with Stabilizer							
	Rear Suspension	Rigid axle with Leaf Spring							
	Tires	165R13							
	Fuel Tank Capacity (L)	48							
	Min. Turning Radius (M)	4.9							
DRIVETRAIN		FR					FR		
SAFETY	Dual Air Bags	•	•	-	•	•	•	-	•
	ABS (Anti-lock Brake System)	•	•	•	•	•	•	•	•
	ASC (Active Stability Control)	•	•	•	•	•	•	•	•
	TCS (Traction Control System)	•	•	•	•	•	•	•	•
	HSA (Hill Start Assist)	•	•	•	•	•	•	•	•
	HBA (Hydraulic Brake Assist)	•	•	•	•	•	•	•	•
	EBD (Electronic Brake Distribution)	•	•	•	•	•	•	•	•
	ARP (Active Rollover Protection)	•	•	•	•	•	•	•	•
	ESS (Emergency Stop System)	•	•	•	•	•	•	•	•
	TPMS (Tire Pressure Monitoring System)	•	•	•	•	•	•	•	•
	RAB (Ready Alert Brake)	•	•	•	•	•	•	•	•
	Brake	Front Disc / Rear Drum					Front Disc / Rear Drum		
Impact Beams	•								
1st-row: 3-Point Belt W/ELR X 2 With Pretensioner (both side)	•	•	•	•	•	•	•	•	
2nd-row: 3-Point Belt W/ELR X 3	-	-	-	•	•	-	-	-	
3rd-row: 3-Point Belt W/ELR X 2 With center 2-Point X 1 (W/O ELR)	-	-	-	-	•	-	-	-	
INTERIOR	Tachometer	•					•		
	Multi-function Info Display	•					•		
	Ignition Key Reminder	•					•		
	Low-Fuel Warning Indicator	•					•		
	Seat Material	Fabric/Vinyl					Fabric/Vinyl		
EXTERIOR	Cup Holders	•	•	•	•	•	•	•	
	Daytime Running Lamp	•	•	•	•	•	•	•	
	Front Bumper with Fog Lamp	•	•	•	•	•	•	•	
	Bumper Color	Body	Body	Body	Body	Body	Body	Body	
	Rear Fog Lamp	•	•	-	•	•	•	-	•
FUNCTION	Front Power Window	•	•	•	•	•	-	-	
	Central Door Lock	•	•	•	•	•	•	•	
	Power Steering (EPS type)	•	•	•	•	•	•	•	
	Radio / CD Player / MP3 / USB	•	•	•	•	•	•	•	
	Speakers	2	2	2	2	2	2	2	
	AC Cooler / Heater / Rear Cooler	•/•/•	•/•/ -	•/•/ -	•/•/•	•/•/•	•/•/ -	•/•/ -	•/•/ -

*Only for countries other than GCC

**CMC reserves the right to alter any specification and content without prior notice

Freezer Unit

Temperature Range		-20°C~+30°C
Refrigerant		R-134a
Insulated Container		
Dimension	Outside(mm)	2290(L) x 1510(W) x 1425(H)
	Inside(mm)	2095(L) x 1310(W) x 1220(H)
Polyurethane Foam Panel(mm)		100

Standby Cooling System

Weight(Kg)	55
Input	1ψ AC 220V 2.2KW
Output	DC12V 17A
Temperature Range(°C)	-20°C~+30°C

*Optional for Veryca freezer truck / Electric plug-in with 220V/60Hz standby power



CHINA MOTOR CORPORATION
No. 618, Xiucui Rd., Yangmei Dist.,
Taoyuan City 326, Taiwan (R.O.C.)
TEL: 886-3-478-3191 FAX: 886-3-270-7780
<http://www.cmc-motor.com/>